


School Bus Safe Practices and Procedures Manual



Taaleem Group	 inspiring young minds
Occupational Safety and Health Management System	
School Bus Safe Practices and Procedures Manual	

Document Name	School Bus Safe Practices and Procedures Manual		
Document Number	TG-OSH-03		
Nature of Document	Confidential	<input checked="" type="checkbox"/> Yes	<input type="checkbox"/> Non-Confidential

Revision History


SN	Description	Revision Status	Date	Next Review Date	Pages Affected
00	School Bus Safe Practices and Procedures Manual	01	09/02/21	09/09/21	New Doc
01	School Bus Safe Practices and Procedures Manual	02	28/11/21	28/11/22	3,4
02	School Bus Safe Practices and Procedures Manual	03	15/9/22	15/9/23	New Doc
03	School Bus Safe Practices and Procedures Manual	04	11/ 8/23	11/8/24	Formatting only

Copyright / Document Control

The copyright and all other rights of a like nature in this document are vested in Taaleem Group. This is a controlled document issued by who is responsible for distributing and updating this document. NO changes may be made to the document, or pages removed without the authorization of Taaleem Group. The Company will from time-to-time issue replacement pages as required.

Developed by Health and Safety Manager	Reviewed by Health and Safety Manager
Name: Ryan Ormrod	Name: Naglaa Radwan
Signature:	Signature:
Reviewed by Legal Counsel	Approved by Head of Operations Taaleem Group
Name: Marine Aoudi	Name: Servee Palmans
Signature:	Signature:

Document No	TG-OSH-03	Rev.No	04	Date of Issue	11/8/2023	Page 2 of 22
-------------	-----------	--------	----	---------------	-----------	--------------

Taaleem Group	
Occupational Safety and Health Management System	
School Bus Safe Practices and Procedures Manual	

Taaleem Group Signatory Page

The below signatories have reviewed this document and signed to agree that the content is appropriate prior to its formal release and circulation throughout the Taaleem Group.

Policy Document Reference	School Name	Name of Lead Responsible Signatory	Signature
TG-OSH-03.4	Charter School Group	Alphonso Bronkhorst	
TG-OSH-03.4	DBS Group	Maris Keijser	
TG-OSH-03.4	IB Cluster	Ashley Tomkinson	
TG-OSH-03.4	AAG	Joslita D'Souza	
TG-OSH-03.4	Dubai Schools Group	Harry Bains	
TG-OSH-03.4	RAHA Group	Marthinus Neethling	
TG-OSH-03.4	ESE Group	Philip Longdon	

Document No	TG-OSH-03	Rev.No	04	Date of Issue	11/8/2023	Page 3 of 22
-------------	-----------	--------	----	---------------	-----------	--------------



Taaleem Group	 taaleem inspiring young minds
Occupational Safety and Health Management System	
School Bus Safe Practices and Procedures Manual	

Table of Contents

School Bus Safe Practices and Procedures Manual	1
Revision History.....	2
Taaleem Group Signatory Page	3
Table of Contents.....	4
1. Purpose	5
2. Scope.....	5
3. Definitions	5
4. Roles and Responsibilities.....	6
5. Bus Specifications	9
6. Compliance Documentation.....	10
7. Bus Inspection	11
8. Behaviour Policy.....	11
9. Bus Emergencies.....	12
10. Security and Threat Awareness	13
11. Review	15
12. References.....	15
Appendix	16
Appendix 1. School Bus Pickup and Drop Off Plan.....	17
Appendix 2. Monthly Bus Inspection Checklist	19
Appendix 3. Emergency Contact List	Error! Bookmark not defined.22

Document No	TG-OSH-03	Rev.No	04	Date of Issue	11/8/2023	Page 4 of 22
-------------	-----------	--------	----	---------------	-----------	--------------

Taaleem Group	
Occupational Safety and Health Management System	
School Bus Safe Practices and Procedures Manual	

1. Purpose

To establish and maintain a systematic plan for school bus safe practices and have operating procedures in place for any Taaleem employees, students, contractors, or other stakeholders using or involved with the operation of school buses. All persons supervising or involved in the operation of school buses must periodically review this manual and ensure that they are aware of any updates and strictly comply with the practices and procedures outlined within this document.

2. Scope

Applicable to school management, staff, transportation coordinator, bus drivers, bus attendants, and students. This manual covers the following areas:

- Roles and responsibilities
- Resources and Equipment
- Compliance Documentation
- Bus Specifications
- Bus Inspections
- Behaviour
- Bus Emergencies
- Pickup and Drop Off Plan
- Emergency Contact Details

3. Definitions

Accident: An unplanned, unwanted event which leads to injury, damage or loss.

Near Miss: An unplanned event, event series or condition that occurred at the workplace which, although not resulting in any injury or illness; had the potential to do so.


First Aid: Any immediate (one-time) care or treatment given to a person suffering from an illness or injury, until professional medical care can be provided. Such treatment may be considered first aid even if it is provided by a healthcare professional.

First Aid Injury: Is a minor work-related injury or illness that calls for only simple “first aid” treatment and does not call for follow-up treatment by a health-care professional. First aid injuries do not result in lost time from work.

Serious Incident: A work related injury that requires hospital treatment, or a hospital visit, or an incident that results in fatality, serious injuries or serious occupational injuries and may require notification to the authorities.

Electronic Stop Rod: The automatic device fitted to the bus used to alert other motorists that the bus is stopped and either picking up or dropping off students.

Document No	TG-OSH-03	Rev.No	04	Date of Issue	11/8/2023	Page 5 of 22
-------------	-----------	--------	----	---------------	-----------	--------------

Taaleem Group	
Occupational Safety and Health Management System	
School Bus Safe Practices and Procedures Manual	

4. Roles and Responsibilities

4.1. Principal

- The Principal is responsible for having bus safe practices and procedures in place.
- To ensure that high risk areas are suitably monitored by school staff during pickup and drop off.
- To approve budgets for the provision of equipment, training, and implementation of procedures.

The school Principal is solely entitled to deny any student school transport services if he/she makes any of the following offences:

- If a student causes the school bus to be delayed more than three times during the academic year.
- If a student fails to follow instructions while onboard, violates safety rules or poses danger to others during the bus trip.
- If a student refuses to ride the bus from the student's collection point that was agreed upon in advance.
- If a student leaves the school bus before reaching his/her designated drop off point without permission.
- If a student persistently misbehaves on the school bus.


4.2. Head of Business Operations / Operations Manager

- To ensure that there are suitable procedures in place to facilitate school bus safe practices.
- To approve budgets for the provision of equipment, training, and implementation of procedures.
- To make sure that the school bus safe practices and procedures manual is reviewed and amended when updates are necessary.
- To review and confirm the receipt and validity of the required compliance documentation.
- To ensure that monthly checks are being carried out on the buses and that any concerns are raised to the transport provider and the health and safety manager.

4.3. Facilities Manager (OSH Officer)

- To oversee the daily implementation of the school bus safe practices and procedures.
- To liaise with the Principal and ensure that high risk areas are suitably monitored during pickup and drop off.
- To review and update the school bus safe practices and procedures manual when changes are necessary.
- To oversee the collection of all compliance documentation from the transport company.
- To carry out and keep a record of monthly bus inspections, any issues should be reported to the transport provider and the health and safety manager.
- Ensure there is a direct means of communication between the driver and the transport coordinator throughout the trip.

Document No	TG-OSH-03	Rev.No	04	Date of Issue	11/8/2023	Page 6 of 22
-------------	-----------	--------	----	---------------	-----------	--------------

Taaleem Group	
Occupational Safety and Health Management System	
School Bus Safe Practices and Procedures Manual	

- Liaise with the transport coordinator and ensure that appropriate seating plans and bus routes are in place for all buses.
- To act as the liaison with the transport company for all issues relating to bus transport.

4.4. Bus Drivers

The most important criteria governing all decisions must be student safety. The below outlines the main duties and expectations of the drivers, duties are not limited to the list below and other expectations will be in place as per their employment contract.


- Read understand and strictly comply with the practices and procedures in this document.
- Maintain a direct line of communication with the transport coordinator at all times.
- Use the electronic stop rod when picking up and dropping off students.
- Correctly wear the official uniform while practicing school transport activities.
- Abstain from smoking, eating, and drinking whilst driving and when onboard the bus.
- Maintain the school bus in a clean condition.
- Arrive on time and inform the transport coordinator of any delay.
- Drop off and pickup students at their designated bus stops only as per the approved route.
- Drive the bus at a maximum speed limit of 80 kph and adhere to all relevant speed limits.
- Ensure all compliance documentation is provided to the school.
- Check that the bus is not overloaded beyond its prescribed capacity.
- Ensure that students are seated in accordance with the bus seating plan wearing seatbelts.
- Quickly deal with any emergency cases and contact the concerned parties (appendix 3) to take necessary actions.
- Ensure that when the journey is finished, the bus is checked clear off all students and the 'bus checked clear sign' is displayed in the rear window.
- Report any incidents including the misconduct of students or bus attendants to the school Facilities Manager.

4.5. Bus Attendants (Bus Nannies)

The most important criteria governing all decisions must be student safety. The below outlines the main duties and expectations of the bus attendants (also known as bus assistants or bus nannies), duties are not limited to the list below and other expectations will be in place as per their employment contract.

- Read understand and strictly comply with the practices and procedures in this document.
- Maintain safety and usher students to their seats.
- Ensure students sit in the correct seats.
- Students are to remain seated and always have their seatbelt on when the bus is moving.
- Maintain an accurate register of children on the bus.

Document No	TG-OSH-03	Rev.No	04	Date of Issue	11/8/2023	Page 7 of 22
-------------	-----------	--------	----	---------------	-----------	--------------

Taaleem Group	
Occupational Safety and Health Management System	
School Bus Safe Practices and Procedures Manual	

- Quickly deal with any emergency cases and contact the concerned parties to take necessary actions.
- Collect students from the agreed pick-up location in the morning.
- Help students boarding / alighting from the bus.
- Collect students at the end of the day from the agreed location, take a register and report any absentees, monitor behaviour, and take the correct safe route to the bus.
- Help students and families cross the street when appropriate and ensure they are collected by their families at the agreed drop off location with all their personal belongings.
- No child should be left without adult supervision unless they are at an appropriate age to do so.
- When the journey has finished, ensure that the bus is checked clear of all students and that they have taken their bags and personal belongings. The 'bus checked clear sign' is to be displayed in the rear window.
- Report any misconduct by students or the bus driver to the school Facilities Manager.

4.6. Transport Coordinator


In order to be able to provide transport services to an excellent standard, each school will have a qualified individual as a transport coordinator appointed by the transport provider, and they shall be responsible for the following:

- Acting as the direct point of contact to all parents and staff regarding bus transport related issues.
- Be responsible for mapping out the routes of the school's buses, subject to school management approval.
- Create seating plans for all school buses at the beginning of the academic year.
- Quickly deal with any emergency cases and contact the concerned parties (appendix 3) to take necessary actions.
- Maintain a direct line of communication with the bus drivers at all times.
- Ensure that male or female bus attendants are assigned to each bus in accordance with the local regulations.
- Ensure that regular maintenance is carried out on the buses at the prescribed intervals, replacement buses should be sourced when necessary.
- Ensure all drivers and bus attendants wear the correct uniform when on duty.
- Facilitate monthly bus inspections in coordination with the Facilities Manager.
- Ensure all compliance documentation is collected and provided to the schools without delay.
- Ensure that all relevant licences and permits are available for presentation on each bus.
- Facilitate the provision of CCTV when it is requested by the school.

4.7. Students and Parents

Parents and students shall assume the following responsibilities:

Document No	TG-OSH-03	Rev.No	04	Date of Issue	11/8/2023	Page 8 of 22
-------------	-----------	--------	----	---------------	-----------	--------------

Taaleem Group	
Occupational Safety and Health Management System	
School Bus Safe Practices and Procedures Manual	

- Parents are responsible to deliver their children to the agreed bus pickup location at the correct time (5 minutes before). If there is a delay it will become the parent’s responsibility to safely deliver their children to the school.
- Parents should help in training and educating their children on the importance of traffic safety, and how to wait for and ride the school bus.
- Parents should notify the school administration of any offence or negligence from the driver.
- Parents should collect their children at the agreed drop off location at the correct time (5 minutes before).
- Students should maintain a clean bus and abide by all rules, they should inform school management or their parents if they have concerns regarding the behaviour of the driver, bus attendant or other students.

5. Bus Specifications


5.1. Bus Exterior:

- The colour of the school bus should be yellow without the overlapping of any other colours.
- The phrase school bus must be written in black, in both Arabic and English. It shall be written on the upper most part on the front and the rear of the bus and in the middle on both sides of the bus.
- The bus shall be fitted with an electronic stop rod on the exterior positioned behind the driver’s door.
- Window tinting of buses should not exceed 30%.
- It is strictly prohibited to place bars on windows internally or externally.
- The bus number shall be displayed.
- The mirror system shall show all sides of the bus.
- Light signal systems to be as follows:
 - Dual red-light indicator on the upper most part of front and rear side of the bus.
 - Dual yellow light indicators on the bottom part of the front and rear side of the bus.
 - All light indicators must flash when the bus stops.

5.2. Bus Interior:

- The number of seats specified by the manufacturing company must be adhered to, (collapsible middle seats should not be used).
- Each bus must have air conditioning adjusted so the temperature does not exceed 24°C.
- The doors of the bus must be fitted with handrails to assist with access and egress.
- The side armrests, ashtrays, and any other solid materials must be removed from the back of the seats.

Document No	TG-OSH-03	Rev.No	04	Date of Issue	11/8/2023	Page 9 of 22
-------------	-----------	--------	----	---------------	-----------	--------------

Taaleem Group	
Occupational Safety and Health Management System	
School Bus Safe Practices and Procedures Manual	

- Windows should not be able to be opened by more than 10cm from either the top, bottom or sides and no curtains should be fixed on the windows.
- The floor of the bus must be covered by inflammable and non-slippery rubber.
- The door opening and closing mechanism must be controlled by the driver.
- The bus should be fitted with an internal camera that allows the recording of the bus, records should be kept for not less than 180 days.
- There shall be places for students to place bags without hindering movement onboard. They must also be secure and not fall on the students in case of sudden braking, accidents or during the normal movement of the bus.


5.3. Bus Safety Standards:

- Operational life for school buses should not exceed 10 years, the operational life of the bus may be extended for 5 additional years subject to licencing authority approval.
- The maximum speed of the bus must not exceed 80 kph and a speed control device should be installed.
- Each bus must maintain a first aid kit proportionate to the number of seats.
- A fire extinguisher (at least 6kg capacity) should be provided. Two extinguishers should be provided on buses with over 50 passengers.
- Buses must have emergency exits proportionate to the number of passengers and clear signs should indicate exits.
- 2 buckle safety seat belts must be fitted to all passenger seats, the middle seat in the last row and the driver's seat must be fitted with a 3-point safety belt. Children of less than 4 (Pre-school/ Nursery) shall be provided with 3-point safety seat belts and a child safe seat system also known as a UAS universal anchoring system.
- Where there are emergency windows, a break hammer or suitable mechanism shall be available and should not pose any danger to passengers.
- There should be no sharp edges on the interior or exterior of the bus.
- The bus should have a reflective emergency triangle to display in the event of a breakdown.
- The bus shall contain a global positioning system (GPS), allowing the bus to be found and to record the buses speed whilst driving.
- Maximum journey times are recommended as follows:
 - Students up to 12 years – not more than 60 minutes
 - Students aged more than 12 years- not more than 75 minutes

6. Compliance Documentation

All compliance documentation should be collected and provided to the school by the transport coordinator. The Facilities Manger shall oversee the collection of this documentation and conduct checks on its validity. The documents that are required to be collected are detailed below.

Document No	TG-OSH-03	Rev.No	04	Date of Issue	11/8/2023	Page 10 of 22
-------------	-----------	--------	----	---------------	-----------	---------------

Taaleem Group	
Occupational Safety and Health Management System	
School Bus Safe Practices and Procedures Manual	

6.1. School Bus

- Bus registration card
- Insurance policy
- RTA NOC, if appropriate

6.2. Bus Drivers

- Emirates ID
- Occupational health card
- Driving license
- RTA permit / ITC permit
- Police clearance

6.3. Bus Attendants

- Emirates ID
- Occupational health card
- RTA permit / ITC permit
- Police clearance

7. Bus Inspection

The facilities manager is responsible for carrying out and keeping a record of monthly bus inspections. Each bus should be inspected against the checklist at appendix 2 and a record of inspections should be maintained ready for presentation during an inspection or audit.

Any issues with the buses should be reported to the transport coordinator and health and safety manager. If a bus is found to be in an unsafe condition it should not be used under any circumstances and the transport company should be contacted to provide a replacement vehicle.


8. Behaviour Policy

All buses should be equipped with a CCTV system to assist in monitoring behaviour on the bus. When footage is required following an incident it can be requested from the transport company to help with incident investigation.

8.1. Students Behaviour

- It is strictly prohibited to bring parents or outsiders onto the school bus.
- The bus must not be left without the driver's consent, unauthorised stop requests are prohibited.
- The instructions of the bus drivers and bus attendant's must be followed at all times.
- No part of the body should be put out of the window at any time.
- Students should enter and exit the school bus using a single queue in an orderly fashion.
- Students should remain seated and wear seat belts at all times.

Document No	TG-OSH-03	Rev.No	04	Date of Issue	11/8/2023	Page 11 of 22
-------------	-----------	--------	----	---------------	-----------	---------------

Taaleem Group	
Occupational Safety and Health Management System	
School Bus Safe Practices and Procedures Manual	

- Eating and drinking on the bus is not permitted.

Any unacceptable behaviour whilst riding the school bus will be escalated to the education team within the school.

9. Bus Emergencies

In the event a bus emergency such as a breakdown, accident, or other incident it is the priority to ensure the safety of all students and staff involved. The correct responses to take in the event of an emergency are detailed below.

9.1. Accidents


- The driver and bus attendant should assess the damage and attend to anyone that may be hurt. They will determine whether it is safer to remain on the bus or if an evacuation is required. Keeping children on the bus is the best course of action if it does not expose them to unnecessary risk or injury, it may be more hazardous if students are asked to disembark the bus.
- The driver must position the bus in a safe location preferably on the hard shoulder or at the side of the road.
- The driver must display hazard warning lights to indicate to other motorists that the bus is in a dangerous position.
- As soon as it is safely possible to do so, the emergency services should be contacted, further support should be requested by passing preliminary information to the emergency contacts detailed in appendix 3.
- The driver must switch off the engine and remove the keys, the emergency reflective triangle should be placed at least 10 metres away from the rear of the vehicle.
- Students shall not be allowed to leave the bus unless it is absolutely necessary, students should remain seated if an evacuation is not required, under no circumstance are students to remain unsupervised.
- It is important that the bus driver and bus attendants reassure the students to keep them calm whilst waiting for help to arrive.
- The bus attendant shall liaise with the schools to provide a list of children riding the bus at the time of the accident.
- A replacement bus shall be arranged as soon as possible, this should reach the scene within 30 minutes.
- Following the event, a report must be completed in accordance with the guidance in TG-OSH-12 Incident Reporting and Near Misses. Subsequent police reports can be attached to this document.

9.2. Accidents Requiring Evacuation

When determining if there is a requirement to evacuate the bus, the following factors shall be taken into consideration:

- Presence of fire or anticipated fire.
- Leaking fuel or the smell of leaking fuel.

Document No	TG-OSH-03	Rev.No	04	Date of Issue	11/8/2023	Page 12 of 22
-------------	-----------	--------	----	---------------	-----------	---------------

Taaleem Group	
Occupational Safety and Health Management System	
School Bus Safe Practices and Procedures Manual	

- Stability of the bus or likelihood it will tip or roll over.
- The likelihood that the bus will be hit by another vehicle.
- It may be safer to remain on the bus to keep students away from speeding traffic.

The driver and bus attendant will make this assessment considering the best course of action for the safety of the students. If an evacuation is required, the following additional factors shall be considered.

- If possible, the bus attendant shall take the passenger list to ensure all students are accounted for.
- The driver and bus attendant shall inform the students of the safe route to be taken when disembarking the bus and which emergency exit to use.
- The students shall be directed to a safe location at least 100 metres from the bus, when exiting the driver shall stay at the front of the line and the bus attendant shall remain at the rear.

9.3. Breakdown

The following procedures are to be followed if a bus becomes inoperative as a result of a mechanical breakdown:

- The driver shall position the bus in a safe location preferably on the hard shoulder or at the side of the road.
- The driver shall display hazard warning lights to indicate to other motorists that the bus is in a dangerous position.
- The driver shall switch off the engine and remove the keys, the emergency reflective triangle should be placed at least 10 metres away from the rear of the vehicle.
- As soon as it is safe to do so further support should be requested by passing preliminary information to the emergency contacts detailed in appendix 3. The emergency services shall be contacted if required.
- A replacement bus shall be arranged as soon as possible, this should reach the scene within 30 minutes.
- It is important that the bus driver and bus attendants reassure the students to keep them calm whilst waiting for the replacement bus to arrive.


10. Security and Threat Awareness

School buses present an inviting target for terrorists, individuals in crisis, and people with mental or emotional disorders. Buses are appealing because they are relatively vulnerable, allow for easy access, and represent an emotional target capable of demoralising the community. Likewise, they present an easily accessible target for noncustodial parents in crisis, and mentally unstable individuals who wish to harm others. For these reasons, drivers and bus attendants shall be cognisant of their surroundings at all times along with the condition of the bus.

10.1. Security Readiness

- The driver shall remove keys for the ignition when the bus is unattended.
- The driver shall conduct pre-trip and post-trip inspections.

Document No	TG-OSH-03	Rev.No	04	Date of Issue	11/8/2023	Page 13 of 22
-------------	-----------	--------	----	---------------	-----------	---------------

Taaleem Group	
Occupational Safety and Health Management System	
School Bus Safe Practices and Procedures Manual	

- The driver and bus attendant shall be aware of people and activities in the surrounding area and take note of any suspicious or unusual behaviour.

Possible suspicious activities include:

- Exhibiting disruptive or distracting behaviour.
- Showing unusual interest in employees and/or students.
- Soliciting information about school, facilities, buses, or schedules for no apparent reason.
- Taking photographs/video of people, equipment or facilities.
- Abandoning an item and leaving the scene quickly.
- Wearing irregular/disproportionate clothing for body type or weather.
- Carrying irregular, inappropriate, or overweight luggage/bags.

10.2. Reporting and Responding to Suspicious People and Activities

If the bus driver or attendant observe a person behaving in a suspicious manner:

- Only approach if you are comfortable doing so.
- Helpfully challenge the person - ask if they need assistance or directions.
- If response is refusal to answer or aggressiveness, withdraw immediately.
- Notify authorities.
- Never be confrontational or attempt to physically detain anyone.

10.3. Suspicious Vehicles


The following are indicators of suspicious vehicles:

- Repeatedly seen in vicinity or seen following or shadowing school buses.
- Parked for extended periods in unusual places.
- Riding low on springs, especially at the rear.
- Accompanied by unusual odours, such as fertilizer, nitro methane or other fuel-like odours.
- Occupants show signs of stress, are deceptive/reluctant to answer questions.

The SCRIM format detailed below can ensure that the correct details are captured.

- S – SHAPE
- C – COLOR
- R – REGISTRATION NUMBER, body number (Chassis Number)
- I – IDENTIFICATION MARK
- M – MAKE AND MODEL

Document No	TG-OSH-03	Rev.No	04	Date of Issue	11/8/2023	Page 14 of 22
-------------	-----------	--------	----	---------------	-----------	---------------

Taaleem Group	
Occupational Safety and Health Management System	
School Bus Safe Practices and Procedures Manual	

10.4. Suspicious Packages and Objects

The following are indicators of suspicious packages or objects.

- Abandoned packages or objects left by someone who quickly leaves the scene.
- Packages or objects with tanks, bottles, or bags visible.
- Items accompanied by a suspicious cloud, mist, gas, or vapor.
- Packages placed in out-of-the way locations where not easily seen.
- Objects accompanied by a threatening message.

To avoid injury from dangerous packages or objects...

DO NOT touch, move, or cover suspicious objects or devices.

DO NOT use a radio or cell phone within 300 feet of the object/device.

DO NOT put hands near face if package/object is accidentally touched.

DO wash hands with soap/water if object is touched and report to medical personnel.

DO move as far away from object/device as possible without being in danger from other hazards.

DO Stay out of object's line-of-sight.

DO Stay away from glass and windows.

DO Remain alert for additional/secondary explosive devices in immediate area.


11. Review

This document should be reviewed on an annual basis to incorporate any changes to transportation rules and regulations. The Facilities Manager should also review this document whenever there is a change to the school bus pickup and drop off plan.

12. References


- School Bus Safety Requirements, Cabinet Resolution No.56, Ministry of Interiors, UAE, September, 2021.
- RTA School Transport Technical Manual, Version 3, August 2022.
- C155 - Occupational Safety & Health Convention 1981
- ISO 39001:2012 Road Traffic Safety Management Systems

Document No	TG-OSH-03	Rev.No	04	Date of Issue	11/8/2023	Page 15 of 22
-------------	-----------	--------	----	---------------	-----------	---------------

Taaleem Group	 taaleem inspiring young minds
Occupational Safety and Health Management System	
School Bus Safe Practices and Procedures Manual	

Appendix

Document No	TG-OSH-03	Rev.No	04	Date of Issue	11/8/2023	Page 16 of 22
-------------	-----------	--------	----	---------------	-----------	---------------

Taaleem Group	 taaleem inspiring young minds
Occupational Safety and Health Management System	
School Bus Safe Practices and Procedures Manual	

Appendix 1. School Bus Pickup and Drop Off Plan

STS is our school bus transport services provider. Arab Falcon provides our school bus nannies. STS are responsible to collect and drop the school bus nannies from their residences in a timely manner each day. Bus nannies must ensure that they update the register at each pick up point and that it is accurate.

STS Contacts	Email	Contact No.
Imran Khan - Lead Driver & Onsite Coordinator		055 831 1556
Kelvin Sicat - Service Delivery Executive	sde-jas@sts-group.com	055 202 3732
Service Delivery Manager – Escalations Steve Hawkes	steve.hawkes@sts-group.com	052 901 2500

Arab Falcon Contacts	Email	Contact No.
BUS 1 - Dasmī Thamodya Liyana Arachchilage		050-1073134
BUS 2 - Aslima Abubacar Casarigan		050-1073146
BUS 3 - Shamla Beevi		050-1076496
Transport Manager – Escalations: Farah Shah	farah@arabfalcondubai.ae	050 1107063


Upon arrival into the school, the bus attendants shall be greeted at the bus stop by the Learning Assistants. Students in FS2-Y2 will be dropped to their classroom by the LA/bus attendant. Students in years 3+ shall make their own way to their classroom.

After morning drop off the bus attendants must go immediately to the Foundation Reception with the completed bus registers. The FS receptionist will scan and send to the other receptions.

Secondary receptionists ensure a copy of the bus register is sent to the Secondary PA and the Librarian as this is where Secondary students will be held until the second drop off in the afternoon.

FS Receptionist	Primary Receptionist	Secondary Receptionist
FS2 students only	Year 1- 6	Year 7 - 13
ks1recep@jebelalishool.org	ks2recep@jebelalishool.org	reception@jebelalishool.org

Document No	TG-OSH-03	Rev.No	04	Date of Issue	11/8/2023	Page 17 of 22
-------------	-----------	--------	----	---------------	-----------	---------------

Taaleem Group	
Occupational Safety and Health Management System	
School Bus Safe Practices and Procedures Manual	

At 1pm the receptionists are responsible to check if there are any emails regarding buses i.e. Billy's not on the bus today and alter the list and ensure STS/Arab Falcon are aware of any changes. Any changes to the register must be communicated daily and before 1.30pm to both service providers.

The bus attendants usually know who is on the bus in the afternoon. If the child is meant to be on the bus, they usually tick the box. If the child was not on the bus in the morning, they mark them absent or leave blank if they did not hear from the parents e.g., overslept.

If the parent has said the child will not be on the bus or the bus attendant has been told that for the next 8 weeks, they will have an activity the attendant will write NO. Be careful of NOs on the list if the activities are not on (i.e., parents' evenings) – call the parent as they may not know that activities are cancelled in which case the child needs to go on the bus – then contact the teacher to say the child should go on the bus and change the status to YES. Do not send a child on the bus without the parents knowing as there will be no one to pick them up. The parents send emails to the bus company or tell the attendants regarding bus changes but sometimes they will tell you.

If there is NO written against the register or a cross this means that the student is not on the bus. If there is a blank or a YES, they are on the bus. Print your bus list and highlight the children going on the bus in the afternoon. The LA's will come and get the list for Primary and Foundation.


On Friday the FS and KS1 Children will be collected from their class and taken to the FS library where they will wait with a Learning Assistant until 11.55 at which point, they will proceed to the bus and will be handed over to the bus nanny.

At the end of the day the bus attendant may call you and say a child has not come on the bus – usually because an older child has told the LA that they are not going on the bus as they have an activity or rehearsal. You must then call the parent to see if this is the case. If the parent says that they HAVE to go on the bus, you need try to find the child usually by calling their teacher or the room where they have an activity. You can see which rooms are used from a list that the activities co-ordinator makes. If you cannot find them after 10 minutes the bus has to leave. You cannot delay the bus and must inform Kelvin and the school reception and leave.

Primary - you then need to call the parent to say that the child has not gone on the bus. The next day you need to tell the LA co-ordinator to speak to the LA's about always taking the child to the bus even if they say they have an activity. **ALL CHILDREN MARKED ON THE LIST NEED TO BE TAKEN TO THE BUS, EVEN IF THE CHILD SAYS NO. WHEN THE CHILD IS AT THE BUS THE ATTENDANT CAN CALL THE PARENT.**

Secondary - after school at 3:20pm, students who are taking the bus home will go to the library to be registered by the librarian (Mrs Free). If the librarian is absent, then a member of SLT will be notified and a cover teacher will be appointed to supervise the students.

Document No	TG-OSH-03	Rev.No	04	Date of Issue	11/8/2023	Page 18 of 22
-------------	-----------	--------	----	---------------	-----------	---------------

Taaleem Group	
Occupational Safety and Health Management System	
School Bus Safe Practices and Procedures Manual	

Students will wait there until the Secondary school receptionist informs the librarian that the bus has arrived. Students will then make their way down to the bus.

If a student(s) is;

- absent, the receptionist will inform both the librarian and the relevant bus company.
- missing, then a member of SLT will be notified immediately and an investigation will begin.
- misses the bus, then the parents will be notified immediately by the receptionist to arrange alternative transportation.

SLT Members

Eleanor Wade – Head of Secondary School	elewade@jebelalishool.org	Ext. 203
Scott Brown – Deputy Headteacher (Academics)	sbrown@jebelalishool.org	Ext. 420
Emily Berry – Deputy Headteacher (Pastoral)	eberry@jebelalishool.org	Ext. 432
Jen Sims – Assistant Deputy Headteacher	jsims@jebelalishool.org	Ext. 416
Sian Davies – Assistant Deputy Headteacher	sdavies@jebelalishool.org	Ext.204

Appendix 2. Monthly Bus Inspection Checklist

It is recommended that the following checklist is completed on Safety Culture.

Document No	TG-OSH-03	Rev.No	04	Date of Issue	11/8/2023	Page 19 of 22
-------------	-----------	--------	----	---------------	-----------	---------------

School Bus Inspection Checklist

School:

Date:

Bus Number:

Requirement	Please Indicate with a tick when complete	Comments
General Bus Specifications		
1. The colour of the bus is yellow		
2. School bus is written in black in both English and Arabic		
3. School Bus is fitted with electronic stop rod (check it works)		
4. Flasher system is in place (check its works)		
5. Window tint is not more then 30% and there are no window bars.		
6. Mirrors in place displaying both sides of the bus		
7. Tyres are in good condition		
8. CCTV is available and working		
9. The bus aisle is covered by inflammable non slippery rubber		
10. AC is working		
11. The bus is clean inside and out		

Safety Specifications		
12. A suitable first aid kit is available		
13. A speed control system is fitted limiting the bus to 80kph		
14. A fire extinguisher is available (should be at least 6kg capacity)		
15. A working seat belt is available on each seat		
16. A reflective emergency triangle is available		
17. Bus registration card, drivers license and permit displayed on front wind shield.		

Facilities Manager / Staff Member:

Signature:

Date:

Appendix 3. Emergency Contact List

Emergency Contact Numbers

In the event of a bus emergency, such as a breakdown, accident, or other incident it is important that the appropriate individuals are contacted so that the correct support can be provided without delay. Following an incident, the following individuals should be notified:

Role	Name	Number
Transport Coordinator	Kelvin Sicat	055 202 3732
Arab Falcon Transport Manager (Bus Nannies)	Farah Shah	0501107063
Facilities Manager	Marvin Obille	050 8042315
Head of Operations JAS (HOO)	Shaeesta Sheikh	056 454 6317
Head of Business Operations (HOBO)	Maris Keijser	050 329 0483
The HOBO is only to be contacted if the HOO is unavailable.		
Health and Safety Manager	Ryan Ormrod	058 524 2953
Head of Operations Taaleem (HOO)	Gavin Hyatt	052 626 1511

To allow the correct support to be arranged the following key information should be relayed:

- Bus number _____
- Location of the incident _____
- Number of students on board _____
- Brief overview of the incident _____
- Summary of any serious injuries _____
- Emergency services called Yes / No

In an emergency stay calm, stay positive, be aware of your surroundings and call for help.